

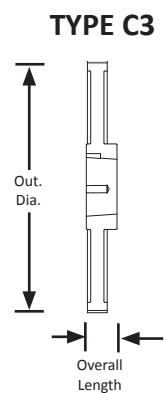
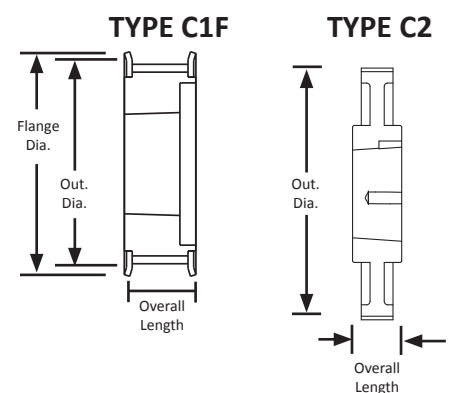
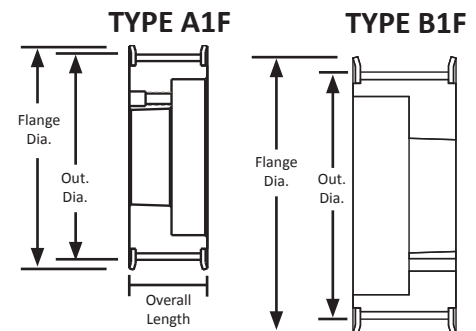
POWERHOUSE MX™ TIMING PULLEYS

(Compatible with Poly Chain® GT® Carbon belts)

8 mm Pitch
For 12 mm Wide Belts
Flanges
Steel/Iron
Black Oxide Plating
Taper-Lock® Style



Part Number	No. of Teeth	Type	Pitch Dia. (in)	Out. Dia. (in)	Flange Dia. (in)	Bore/Bushing	Face Width (in)	Overall Length (in)
37-8MX12-1610	37	A1F	3.709	3.646	4.156	1610	1.000	1.000
38-8MX12-1610	38	A1F	3.810	3.747	4.156	1610	1.000	1.000
39-8MX12-1610	39	A1F	3.910	3.847	4.331	1610	1.000	1.000
40-8MX12-2012	40	B1F	4.010	3.947	4.331	2012	0.850	1.250
41-8MX12-2012	41	B1F	4.110	4.047	4.331	2012	0.850	1.250
42-8MX12-2012	42	B1F	4.211	4.148	4.687	2012	0.850	1.250
45-8MX12-2012	45	B1F	4.511	4.448	5.005	2012	0.850	1.250
48-8MX12-2012	48	B1F	4.812	4.749	5.157	2012	0.850	1.250
50-8MX12-2012	50	B1F	5.013	4.950	5.320	2012	0.850	1.250
53-8MX12-2012	53	B1F	5.314	5.251	5.625	2012	0.850	1.250
56-8MX12-2012	56	B1F	5.614	5.551	5.945	2012	0.850	1.250
60-8MX12-2012	60	B1F	6.015	5.952	6.375	2012	0.850	1.250
63-8MX12-2012	63	C1F	6.316	6.253	6.772	2012	0.850	1.250
67-8MX12-2012	67	C1F	6.717	6.654	7.231	2012	0.850	1.250
71-8MX12-2012	71	C1F	7.118	7.055	7.575	2012	0.850	1.250
72-8MX12-2012	72	C1F	7.218	7.155	7.575	2012	0.850	1.250
75-8MX12-2012	75	C1F	7.519	7.456	7.867	2012	0.850	1.250
80-8MX12-2012	80	C1F	8.020	7.957	8.386	2012	0.850	1.250
90-8MX12-2012	90	C2	9.023	8.960	-	2012	0.850	1.250
112-8MX12-2012	112	C2	11.229	11.166	-	2012	0.850	1.250
140-8MX12-2012	140	C2	14.036	13.973	-	2012	0.850	1.250
180-8MX12-2517	180	C2	18.046	17.983	-	2517	0.850	1.750
224-8MX12-2517	224	C3	22.457	22.394	-	2517	0.850	1.750



ROLLER CHAIN AND SPROCKETS ARE NOT YOUR ONLY OPTION!

Synchronous belt drive systems offer numerous benefits over conventional chain drives and many gear systems. When considering total investment costs, **POWERHOUSE MX™** belts typically last three times longer than roller chain drive systems, and **POWERHOUSE MX™** pulleys typically last ten times longer. The total cost of ownership for a **POWERHOUSE MX™** drive is significantly less than a roller chain drive. The lack of metal-to-metal part wear and lubrication requirements ensures a low maintenance drive. Time and money spent lubricating and retensioning drives can be spent on other more important tasks such as production! Production is lost every time your drive is shut down.